

ATON / 2 GO

HEADQUARTERS Wels
Office & Showroom
4600 Wels, Austria
Europastraße 45
T: +43 7242 698-0
M: office@moltoluce.com

VIENNA
Office & Showroom
1230 Vienna, Austria
Vorarlberger Allee 28
T: +43 1 6160300
M: office.wien@moltoluce.com

GRAZ
Office
8020 Graz, Austria
Kalvariengürtel 67
T: +43 316 672525-0
M: office.graz@moltoluce.com

MUNICH
Office & Showroom
80807 Munich, Germany
Walter-Gropius-Straße 23
T: +49 89 4520565-0
M: office.muenchen@moltoluce.com

COLOGNE
Office
51107 Cologne, Germany
Gut Maarhausen, Eiler Straße 3v
T: +49 221 222882-0
M: office.koeln@moltoluce.com

HAMBURG
Office
22041 Hamburg, Germany
Wandsbeker Allee 77
T: +49 40 2847850-1
M: office.hamburg@moltoluce.com

BRESCIA
Office
25135 Brescia, Italy
Viale Duca D' Aosta 28
T: +39 030 2400679
M: office.brescia@moltoluce.com

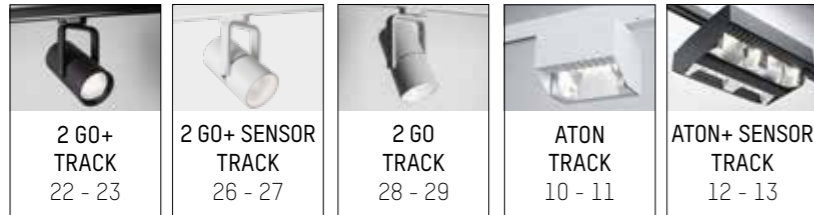
www.moltoluce.com

MOLTO LUCE®



MOLTO LUCE®

SCHIENENSTRAHLER / TRACK SPOTLIGHTS





EINBAUSTRALER / RECESSED SPOTS



W	weiß	white	bianco	blanc
SM	silber matt	silver matt	argento opaco	argent mat
S	schwarz	black	nero	noir

W2	LED 2700K	LED 2700K	LED 2700K	LED 2700K
W3	LED 3000K	LED 3000K	LED 3000K	LED 3000K
W4	LED 4000K	LED 4000K	LED 4000K	LED 4000K
S	schaltbar	switchable	commutabile	commutable
D	DALI dimm	DALI dimm	DALI dimm	DALI dimm
P	PULSE DALI dimm	PULSE DALI dimm	PULSE DALI dimm	PULSE DALI dimm
B	BLUETOOTH dimm	BLUETOOTH dimm	BLUETOOTH dimm	BLUETOOTH dimm





ATON TRACK

Design: INHOUSE



ATON TRACK | ATON+ SENSOR TRACK



Freiformflächenreflektor mit Facettierung kombiniert maximale Effizienz mit bestmöglicher Längsentblendung bei absolut homogener Ausleuchtung der zur beleuchtenden Fläche

Complex surfaces faceted reflector combines maximum efficiency with the best possible longitudinal glare suppression with absolutely homogeneous illumination of the illuminated surface

THE EFFICIENCY OF A CONTINUOUS ROW LUMINAIRE COMBINED WITH THE VARIABILITY OF A SPOTLIGHT

Als 3-Phasen Stromschienenstrahler ist Aton in 1- & 2-flammig asymmetrisch sowie 2- & 4-flammig doppelasymmetrisch erhältlich. Der eigens konstruierte Freiformflächenreflektor mit Facettierung kombiniert maximale Effizienz mit bestmöglicher Längsentblendung bei einer absolut homogenen Ausleuchtung der zur beleuchtenden Fläche. Die stufenlose Schwenkbarkeit von +15° bis -15° ermöglicht bei unterschiedlichen Gangbreiten und Raumhöhen eine optimal ausgeleuchtete Ware, welches ein perfektes Einkaufserlebnis garantiert. Auf Anfrage kann Aton auch in den Sonderlichtfarben Magic Colour, Magic White, Meat & Fish, Fruits & Vegetables, Bread sowie 3500K Premium CRI>90 bestellt werden.

Die Möglichkeiten Dimmen, Szenen, iBeacons und Gruppen steuern können bei den Bluetooth dimmbaren Versionen mit Hilfe des Basic Gateways um eine Zeitsteuerung erweitert werden. Ab der 2-flammigen Version ist Aton zusätzlich mit einem eingebauten Sensor erhältlich und bietet mit Hilfe des Premium Gateways die Möglichkeiten eine Heatmap, Zeitsteuerung und/oder Alarmfunktion zu erstellen sowie mit zusätzlichen Sensoren Klimawerte zu loggen und die gesamten Daten über eine Cloud auszuwerten.

As a 3-phase busbar spotlight, Aton is available with 1 & 2 lights asymmetrical as well as with 2 & 4 lights double asymmetrical. The specially designed free-form surface reflector with faceting combines maximum efficiency with the best possible longitudinal glare control for absolutely homogeneous lighting of the surface to be illuminated. The stepless swivelling from +15° to -15° enables an optimally illuminated product for different aisle widths and room heights, which guarantees a perfect shopping experience. Aton can also be ordered on request in the special light colours Magic Colour, Magic White, Meat & Fish, Fruits & Vegetables, Bread and 3500K Premium CRI>90.

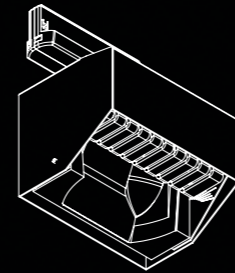
For the versions dimmable via Bluetooth, the options of controlling dimming, scenes, iBeacons and groups can be extended by a time control using the Basic Gateway. From the 2-light version, Aton is also available with a built-in sensor and offers by using the Premium Gateway the possibility to create a heat map, time control and/or alarm function as well as to log climate values with additional sensors and to evaluate the entire data via a cloud.

LEUCHTENÜBERSICHT | LUMINAIRE OVERVIEW

3-PHASEN SCHIENENSYSTEM | 3-PHASE TRACK SYSTEM

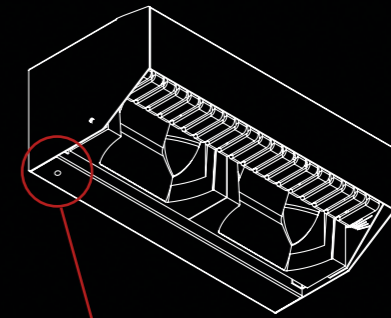
ATON 1 TRACK

1-flammig asymm. | 1-flame asymm.



ATON 2 TRACK | ATON 2+ SENSOR TRACK

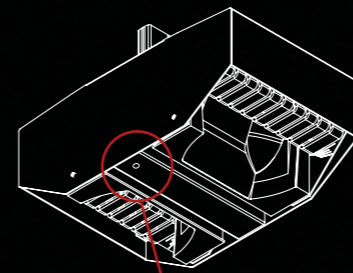
2-flammig asymm. | 2-flame asymm.



Sensor only by Aton+ Sensor

ATON 3 TRACK | ATON 3+ SENSOR TRACK

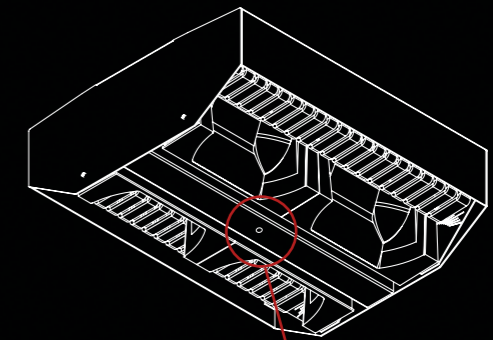
2-flammig doppelasymm. | 2-flame double asymm.



Sensor only by Aton+ Sensor


ATON 4 TRACK | ATON 4+ SENSOR TRACK

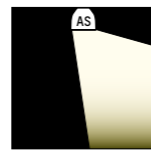
4-flammig doppelasymm. | 4-flame double asymm.



Sensor only by Aton+ Sensor

STUFENLOS SCHWENKBAR -15° BIS +15° | CONTINUOUSLY TILTABLE -15° TO +15°





Asymm.

Stromschienenstrahler mit Wallwasheroptik
Feinstrukturlack in weiß und schwarz
Vakuumbelagter +/- 15° schwenkbarer Reflektor
Schaltbar, DALI oder Bluetooth dimmbar
Bluetooth Version über Molto Luce Smart App steuerbar

Track spotlight with wallwasher optics
Fine structure laquer in white or black
Vacuum deposited reflector +/- 15° swiveling
Switchable, DALI dimmable or Bluetooth
Bluetooth version controllable with Molto Luce Smart APP

Faretto da binario con ottica wallwasher
Lacca a stuttura fine in bianco o nero
Ottica in alluminio, orientabile +/- 15°
Converter on-off, dimmerabile DALI o Bluetooth
Versione Bluetooth controllabile tramite Molto Luce Smart APP

Spot sur rail avec optique wallwasher
Finition laquée blanc ou noir
Réflecteurs aluminium, inclinable +/- 15°
Allumage simple, en option dimmable DALI ou Bluetooth
Version Bluetooth contrôlable avec système Molto Luce Smart APP

W2 = LED 2700K / PREMIUM CRI>90
W3 = LED 3000K / PREMIUM CRI>90
W4 = LED 4000K / CRI>90

LED 3500K auf Anfrage / on request
Sonderlichtfarben auf Anfrage
Special light colours on request

A+ - A

IP 20 CE

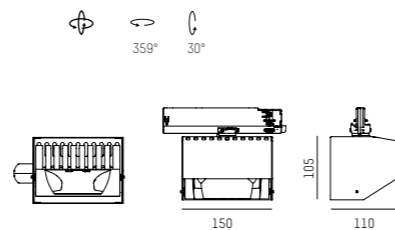
ATON 1 TRACK

220-240V AC · Binning SDCM 3 · PASSIVE COOLING

ASYMMETRIC

SYS 27W

677-111010143XXY W2 AS 2420lm
677-111010149XXY W3 AS 2510lm
677-111010124XXY W4 AS 2690lm



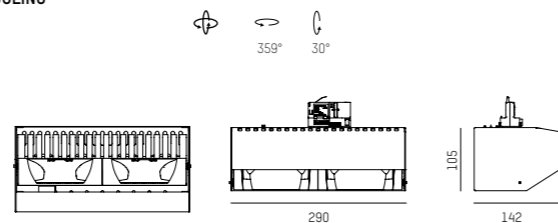
ATON 2 TRACK

220-240V AC · Binning SDCM 3 · PASSIVE COOLING

ASYMMETRIC

SYS 54W

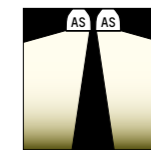
677-121010143XXY W2 AS 4840lm
677-121010149XXY W3 AS 5030lm
677-121010124XXY W4 AS 5380lm



BLUETOOTH GATEWAY BASIC

zusätzlich zur App erforderlich bei zeitgesteuerten Abläufen
in addition to the app required for timed operations

701-0001



D-Asymm.

Stromschienenstrahler mit Doppelasymmetrischer Optik
Feinstrukturlack in weiß und schwarz
Vakuumbelagter +/- 15° schwenkbarer Reflektor
Schaltbar, DALI oder Bluetooth dimmbar
Bluetooth Version über Molto Luce Smart App steuerbar

Track spotlight with double asymmetric optics
Fine structure laquer in white or black
Vacuum deposited reflector +/- 15° swiveling
Switchable, DALI dimmable or Bluetooth
Bluetooth version controllable with Molto Luce Smart APP

Faretto da binario con ottica bi-asimmetrica
Lacca a stuttura fine in bianco o nero
Ottica in alluminio, orientabile +/- 15°
Converter on-off, dimmerabile DALI o Bluetooth
Versione Bluetooth controllabile tramite Molto Luce Smart APP

Spot sur rail avec optique double asymétrique
Finition laquée blanc ou noir
Réflecteurs aluminium, inclinable +/- 15°
Allumage simple, en option dimmable DALI ou Bluetooth
Version Bluetooth contrôlable avec système Molto Luce Smart APP

W2 = LED 2700K / PREMIUM CRI>90
W3 = LED 3000K / PREMIUM CRI>90
W4 = LED 4000K / CRI>90

LED 3500K auf Anfrage / on request
Sonderlichtfarben auf Anfrage
Special light colours on request

A+ - A

IP 20 CE

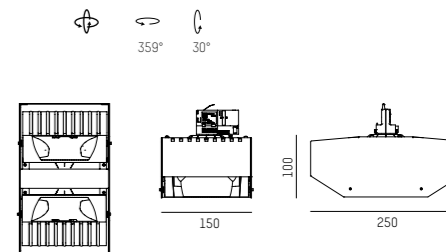
ATON 3 TRACK

220-240V AC · Binning SDCM 3 · PASSIVE COOLING

DOUBLE ASYMMETRIC

SYS 54W

677-122010143XXY W2 AS 4840lm
677-122010149XXY W3 AS 5030lm
677-122010124XXY W4 AS 5380lm



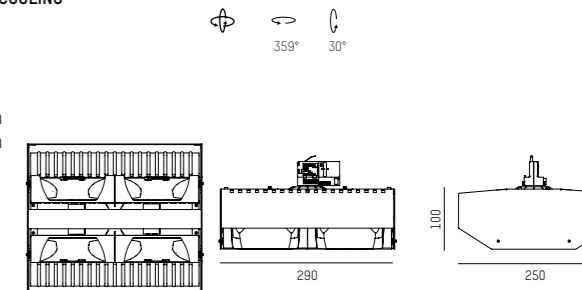
ATON 4 TRACK

220-240V AC · Binning SDCM 3 · PASSIVE COOLING

DOUBLE ASYMMETRIC

SYS 108W

677-132010143XXY W3 AS 9690lm
677-132010149XXY W3 AS 10070lm
677-132010124XXY W4 AS 10770lm



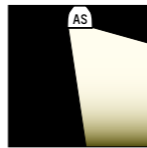
ARTIKELNUMMER ERGÄNZEN / COMPLETE CODE

XX = FARBE/COLOUR

Y = DIMMBAR/DIMMABLE

W white = 05
S black = 06

S switchable = 0
P PULSE DALI dimm = p
B BLUETOOTH dimm = b



Asymm.

Stromschienenstrahler mit Wallwasheroptik
 Feinstrukturlack in weiß und schwarz
 Vakuumbedampfter +/- 15° schwenkbarer Reflektor
 Bluetooth dimmbar
 Über Molto Luce Smart App steuerbar

Track spotlight with wallwasher optics
 Fine structure laquer in white or black
 Vacuum deposited reflector +/- 15° swiveling
 Bluetooth dimmable
 Controllable with Molto Luce Smart APP

Faretto da binario con ottica wallwasher
 Lacca a stuttura fine in bianco o nero
 Ottica in alluminio, orientabile +/- 15°
 Dimmerabile Bluetooth
 Controllabile tramite Molto Luce Smart APP

Spot sur rail avec optique wallwasher
 Finition laquée blanc ou noir
 Réflecteurs aluminium, inclinable +/- 15°
 Bluetooth dimmable
 Contrôlable avec système Molto Luce Smartl APP

W2 = LED 2700K / PREMIUM CRI>90
 W3 = LED 3000K / PREMIUM CRI>90
 W4 = LED 4000K / CRI>90

LED 3500K auf Anfrage / on request
 Sonderlichtfarben auf Anfrage
 Special light colours on request

A++ - A

IP20 CE

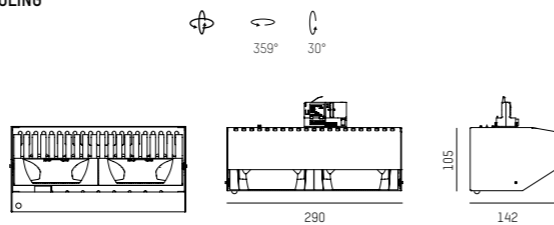
ATON 2+ SENSOR TRACK

220-240V AC · Binning SDCM 3 · PASSIVE COOLING

ASYMMETRIC BLUETOOTH

SYS 54W

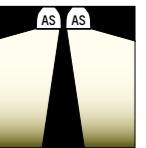
677-121020143XXb W2 AS 4840lm
 677-121020149XXb W3 AS 5030lm
 677-121020124XXb W4 AS 5380lm



BLUETOOTH GATEWAY PREMIUM

zusätzlich zur App erforderlich bei zeitgesteuerten Abläufen. Inkl. Alarm- & Heatmapfunktion
 in addition to the app required for timed operations. Incl. alarm- & heatmapfunction

701-0002



D-Asymm.

Stromschienenstrahler mit Doppelasymmetrischer Optik
 Feinstrukturlack in weiß und schwarz
 Vakuumbedampfter +/- 15° schwenkbarer Reflektor
 Bluetooth dimmbar
 Über Molto Luce Smart App steuerbar

Track spotlight with double asymmetric optics
 Fine structure laquer in white or black
 Vacuum deposited reflector +/- 15° swiveling
 Bluetooth dimmable
 Controllable with Molto Luce Retail APP

Faretto da binario con ottica bi-asimmetrica
 Lacca a stuttura fine in bianco o nero
 Ottica in alluminio, orientabile +/- 15°
 Dimmerabile Bluetooth
 Controllabile tramite Molto Luce Retail APP

Spot sur rail avec optique double asymétrique
 Finition laquée blanc ou noir
 Réflecteurs aluminium, inclinable +/- 15°
 Bluetooth dimmable
 Contrôlable avec système Molto Luce Retail APP

W2 = LED 2700K / PREMIUM CRI>90
 W3 = LED 3000K / PREMIUM CRI>90
 W4 = LED 4000K / CRI>90

LED 3500K auf Anfrage / on request
 Sonderlichtfarben auf Anfrage
 Special light colours on request

A++ - A

IP20 CE

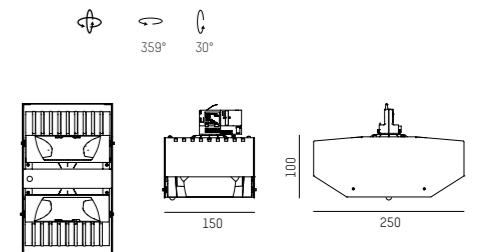
ATON 3+ SENSOR TRACK

220-240V AC · Binning SDCM 3 · PASSIVE COOLING

DOUBLE ASYMMETRIC BLUETOOTH

SYS 54W

677-122020143XXb W2 AS 4840lm
 677-122020149XXb W3 AS 5030lm
 677-122020124XXb W4 AS 5380lm



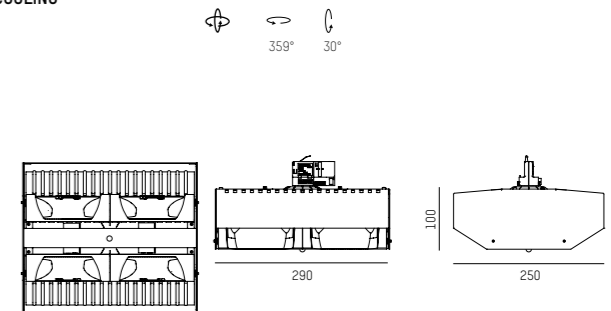
ATON 4+ SENSOR TRACK

220-240V AC · Binning SDCM 3 · PASSIVE COOLING

DOUBLE ASYMMETRIC BLUETOOTH

SYS 108W

677-132020143XXb W2 AS 9690lm
 677-132020149XXb W3 AS 10070lm
 677-132020124XXb W4 AS 10770lm




ARTIKELNUMMER ERGÄNZEN / COMPLETE CODE

XX = FARBE/COLOUR

W white = 05
 S black = 06



Project: MOLTO LUCE STAND Light & Building | Frankfurt | Germany



Project: EDEKA | Hamburg | Germany

ATON R



Freiformflächenreflektor mit Facettierung kombiniert maximale Effizienz mit bestmöglicher Längsentblendung bei absolut homogener Ausleuchtung der zu beleuchtenden Fläche

Complex surfaces faceted reflector combines maximum efficiency with the best possible longitudinal glare suppression with absolutely homogeneous illumination of the illuminated surface

THE EFFICIENCY OF A CONTINUOUS ROW LUMINAIRE COMBINED WITH THE VARIABILITY OF A SPOTLIGHT

Als Einbaustrahler ist Aton in 1- & 2-flammig asymmetrisch sowie 2- & 4-flammig doppelasymmetrisch erhältlich. Der eigens konstruierte Freiformflächenreflektor mit Facettierung kombiniert maximale Effizienz mit bestmöglicher Längsentblendung bei einer absolut homogenen Ausleuchtung der zu beleuchtenden Fläche. Die stufenlose Schwenkbarkeit von +15° bis -15° ermöglicht bei unterschiedlichen Gangbreiten und Raumhöhen eine optimal ausgeleuchtete Ware, welches ein perfektes Einkaufserlebnis garantiert. Auf Anfrage kann Aton auch in den Sonderlichtfarben Magic Colour, Magic White, Meat & Fish, Fruits & Vegetables, Bread sowie 3500K Premium CRI>90 bestellt werden.

Die Möglichkeiten Dimmen, Szenen, iBeacons und Gruppen steuern können bei den Bluetooth dimmbaren Versionen mit Hilfe des Basic Gateways um eine Zeitsteuerung erweitert werden. Aton R kann zusätzlich mit einem Deckeneinbausensor erweitert werden und bietet mit Hilfe des Premium Gateways die Möglichkeiten eine Heatmap, Zeitsteuerung und/oder Alarmfunktion zu erstellen sowie mit zusätzlichen Sensoren Klimawerte zu loggen und die gesamten Daten über eine Cloud auszuwerten.

Aton is available as recessed spotlight with 1 & 2 lights asymmetrical as well as with 2 & 4 lights double asymmetrical. The specially designed free-form surface reflector with faceting combines maximum efficiency with the best possible longitudinal glare control for absolutely homogeneous lighting of the surface to be illuminated. The stepless swivelling from +15° to -15° enables an optimally illuminated product for different aisle widths and room heights, which guarantees a perfect shopping experience. Aton can also be ordered on request in the special light colours Magic Colour, Magic White, Meat & Fish, Fruits & Vegetables, Bread and 3500K Premium CRI>90.

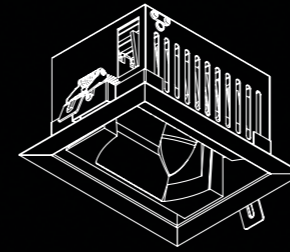
For the versions dimmable via Bluetooth, the options of controlling dimming, scenes, iBeacons and groups can be extended by a time control using the Basic Gateway. Aton R can also be upgraded with a recessed ceiling sensor and, by using the Premium Gateway, offers the option of creating a heat map, time control and/or alarm function, as well as logging climate values with additional sensors and evaluating the entire data via a cloud.

LEUCHTENÜBERSICHT | LUMINAIRE OVERVIEW

EINBAU | RECESSED

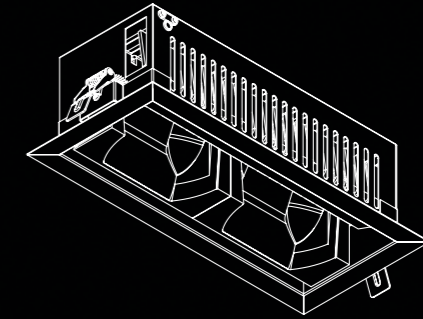
ATON 1 R

1-flammig asymm. | 1-flame asymm.



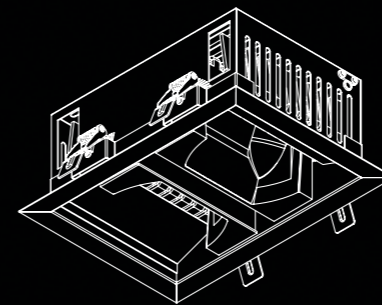
ATON 2 R

2-flammig asymm. | 2-flame asymm.



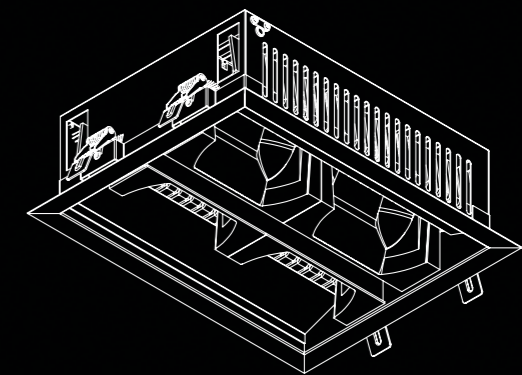
ATON 3 R

2-flammig doppelasymm. | 2-flame double asymm.



ATON 4 R

4-flammig doppelasymm. | 4-flame double asymm.




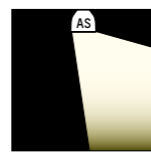
DECKENEINBAUSENSOR / CEILING RECESSED SENSOR

In Verbindung mit unseren Smart-Konvertern (siehe Seite 35)
In combination with our smart-drivers (see page 35)



STUFENLOS SCHWENKBAR -15° BIS +15° | CONTINUOUSLY TILTABLE -15° TO +15°





Asymm.



Einbaustrahler mit Wallwasheroptik
Feinstrukturlack in weiß und schwarz
Vakuumbedampfter +/- 15° schwenkbarer Reflektor
Wahlweise schaltbar, DALI oder Bluetooth dimmbar
Bluetooth Version über Molto Luce Smart App steuerbar

Recessed spotlight with wallwasher optics
Fine structure laquer in white or black
Vacuum deposited reflector +/- 15° swiveling
Optionally switchable, DALI dimmable or Bluetooth
Bluetooth version controllable with Molto Luce Smart APP

Faretto da incasso con ottica wallwasher
Lacca a stuttura fine in bianco o nero
Ottica in alluminio, orientabile +/- 15°
Disponibile a on-off, dimmerabile DALI o Bluetooth
Versione Bluetooth controllabile tramite Molto Luce Smart APP

Spot encastré avec optique wallwasher
Finition laquée blanc ou noir
Réflecteurs aluminium, inclinable +/- 15°
Allumage simple, en option dimmable DALI ou Bluetooth
Version Bluetooth contrôlable avec système Molto Luce Smart APP

W2 = LED 2700K / PREMIUM CRI>90
W3 = LED 3000K / PREMIUM CRI>90
W4 = LED 4000K / CRI>90

LED 3500K auf Anfrage / on request
Sonderlichtfarben auf Anfrage
Special light colours on request

A++ - A

IP 20 CE

ATON 1 R

Binning SDCM 3 exkl. Konverter / excl. driver

ASYMMETRIC

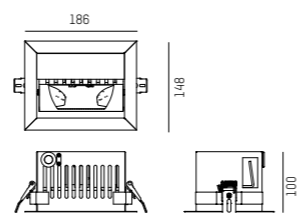
Power feed 700mA - 27W

Order driver switchable 24-127534
Order driver Dali dimm. 24-127490

lm	W2	lm	W3	lm	W4
2420		2510		2690	

677-2110101WWXX AS

1 - 25mm
30° 175 x 115 mm, ET 150 mm



ATON 2 R

Binning SDCM 3 exkl. Konverter / excl. driver

ASYMMETRIC

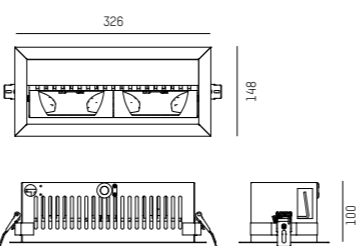
Power feed 1 x 1400mA - 54W

Order driver switchable 248-87500625
Order driver Dali dimm. 24-123314

lm	W2	lm	W3	lm	W4
4840		5030		5380	

677-2210101WWXX AS

1 - 25mm
30° 315 x 115 mm, ET 150 mm



Detailinformation Konverter & Smart Retail: Seite 34/35

Detail informations driver & Smart Retail: page 34/35

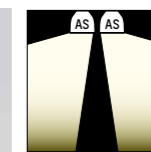
ARTIKELNUMMER ERGÄNZEN / COMPLETE CODE

WW = LICHTFARBE/LIGHT COLOUR

XX = FARBE/COLOUR

W2 LED 2700K = 43 PREMIUM CRI >90
W3 LED 3000K = 49 PREMIUM CRI >90
W4 LED 4000K = 24 CRI >90

W white = 05
S black = 06



D-Asymm.



Einbaustrahler mit Doppelasymmetrischer Optik
Feinstrukturlack in weiß und schwarz
Vakuumbedampfter +/- 15° schwenkbarer Reflektor
Wahlweise schaltbar, DALI oder Bluetooth dimmbar
Bluetooth Version über Molto Luce Smart Retail App steuerbar

Recessed spotlight with double asymmetric optics
Fine structure laquer in white or black
Vacuum deposited reflector +/- 15° swiveling
Optionally switchable, DALI dimmable or Bluetooth
Bluetooth version controllable with Molto Luce Smart Retail APP

Faretto da incasso con ottica bi-asimmetrica
Lacca a stuttura fine in bianco o nero
Ottica in alluminio, orientabile +/- 15°
Disponibile a on-off, dimmerabile DALI o Bluetooth
Versione Bluetooth controllabile tramite Molto Luce Smart Retail APP

Spot encastré avec optique double asymétrique
Finition laquée blanc ou noir
Réflecteurs aluminium, inclinable +/- 15°
Allumage simple, en option dimmable DALI ou Bluetooth
Version Bluetooth contrôlable avec système Molto Luce Smart Retail APP

W2 = LED 2700K / PREMIUM CRI>90
W3 = LED 3000K / PREMIUM CRI>90
W4 = LED 4000K / CRI>90

LED 3500K auf Anfrage / on request
Sonderlichtfarben auf Anfrage
Special light colours on request

A++ - A

IP 20 CE

ATON 3 R

Binning SDCM 3 exkl. Konverter / excl. driver

DOUBLE ASYMMETRIC

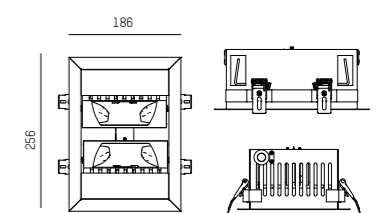
Power feed 1 x 1400mA - 54W

Order driver switchable 248-87500625
Order driver Dali dimm. 24-123314

lm	W2	lm	W3	lm	W4
4840		5030		5380	

677-2220101WWXX AS

1 - 25mm
30° 230 x 175 mm, ET 150 mm



ATON 4 R

Binning SDCM 3 exkl. Konverter / excl. driver

DOUBLE ASYMMETRIC

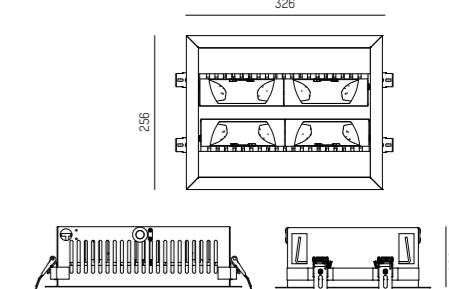
Power feed 2 x 1400mA - 108 W

Order 2 drivers switchable 248-87500625
Order drivers Dali dimm. 24-123314

lm	W2	lm	W3	lm	W4
9690		10070		10770	

677-2320101WWXX AS

1 - 25mm
30° 315 x 230 mm, ET 150 mm



Detailinformation Konverter & Smart Retail: Seite 34/35

Detail informations driver & Smart Retail: page 34/35

ARTIKELNUMMER ERGÄNZEN / COMPLETE CODE

WW = LICHTFARBE/LIGHT COLOUR

XX = FARBE/COLOUR

W2 LED 2700K = 43 PREMIUM CRI >90
W3 LED 3000K = 49 PREMIUM CRI >90
W4 LED 4000K = 24 CRI >90

W white = 05
S black = 06

2GO+



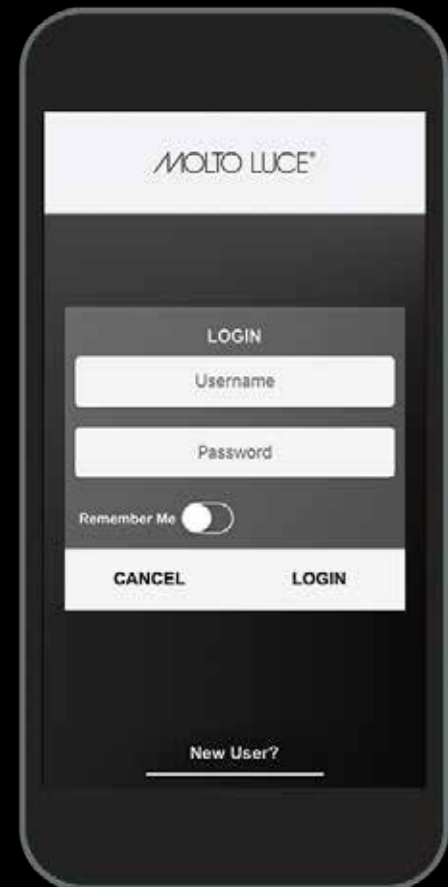
Bluetooth dimmbar an der Standard Schiene/
Bluetooth dimmable at the standard track

Bluetooth Mesh Netzwerk direkt oder mit Gateway steuerbar/
Bluetooth mesh network directly or gateway controllable

**FUNKTIONSUMFANG:
RANGE OF FUNCTIONS:**

Direktes Dimmen einzelner Strahler/ Direct dimming of individual spotlights
Dimmen in Szenen/ Dimming in scenes
iBeacon

MOLTO LUCE SMART APP



Die Molto Luce Smart App ist Ihr System zur Lichtsteuerung, egal ob einzelne Gruppen, ganze Netzwerke, Szenen, Zeitsteuerungen und komplexe Lösungen wie Heatmapping. Die Molto Luce Smart APP stellt Ihnen alle Möglichkeiten zur Verfügung.
DOWNLOAD IM APP ODER PLAY STORE

The Molto Luce Smart App is your system for lighting control, whether individual groups, entire networks, scenes, time schedules, or complex solutions like Heatmapping. The Molto Luce Smart APP offers you all possibilities.
DOWNLOAD IN APP OR PLAY STORE

**SMART APP BEDIENUNGSANLEITUNG:
SMART APP INSTRUCTION MANUAL:**

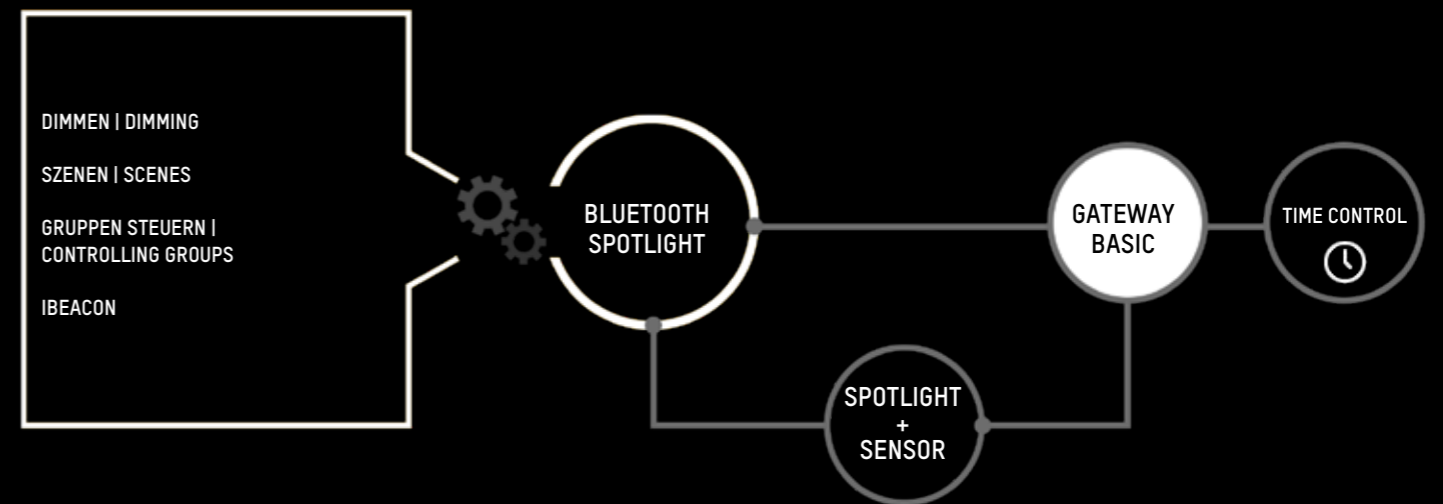


IBEACON

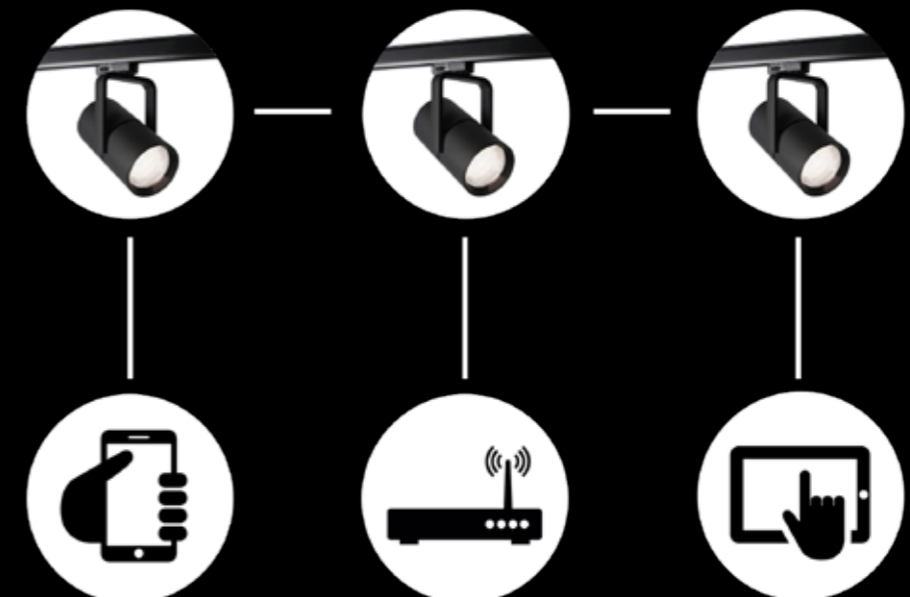
iBeacon basiert auf einem Sender-Empfänger-Prinzip. Dazu werden in einem Raum kleine Sender (Beacons), die in festen Zeitintervallen Signale senden, als Signalgeber platziert. Kommt ein Empfänger – z.B.: ein Smartphone mit einer installierten App, die für den Empfang von iBeacon Signalen konfiguriert ist – in die Reichweite eines Senders, kann der Sender identifiziert und seine Signalstärke gemessen werden. Sind mindestens drei Beacons in Reichweite des Endgeräts, lässt sich z. B. durch Triangulation die Position des Empfängers im Raum errechnen.

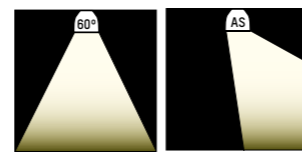
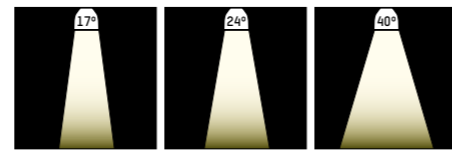
iBeacon is based on a transmitter-receiver principle. For this purpose, small transmitters (beacons) are placed in a room, which send signals at fixed time intervals, as a signal transmitters. If a receiver – for example a smartphone with an installed app configured to receive iBeacon signals – enters the range of a transmitter, the transmitter can be identified and its signal strength measured. If at least three beacons are within a range of the terminal, the position of the receiver in the room can be calculated by triangulation, for example.

MÖGLICHKEITEN | POSSIBILITIES

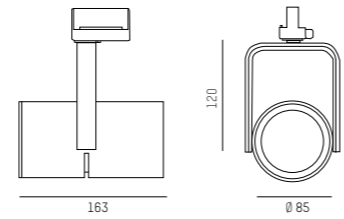


CONNECTIVITY





Asymm.



LED Strahler aus Aluminiumdruckguß
Feinstrukturlack in weiß, schwarz oder silber matt
Vakuumbelagter Reflektor in 5 Ausstrahlwinkel
Bluetooth LED Konverter im Strahlerkopf integriert
Steuerbar über Molto Luce Smart APP

Die cast aluminium LED track spotlight
Microstructure painting in white, black or silver matt
Vacuum deposited reflector in 5 beam angles
Integrated Bluetooth LED Driver
Controllable with Molto Luce Smart APP

Faretto in alluminio pressofuso per binario
verniciato bianco, nero o grigio opaco
Ottica in alluminio in 5 fasci di emissione
Bluetooth LED driver integrato
Controllabile tramite Molto Luce Smart APP

Spot sur rail en aluminium
Finition laquée blanc, noir ou gris mat
Réflecteurs aluminium, 5 faisceaux disponibles
Pilotage de LED par Bluetooth intégré
Contrôlable avec système Molto Luce Smart APP

W2 = LED 2700K / PREMIUM CRI>90
W3 = LED 3000K / PREMIUM CRI>90
W4 = LED 4000K / CRI>90

LED 3500K auf Anfrage / on request
Sonderlichtfarben auf Anfrage
Special light colours on request

A++ - A

IP20 CE

2 GO+ TRACK

220-240V AC · Binning SDCM 3 · PASSIVE COOLING

BLUETOOTH

SYS 27W

637-004020143XXb	W2	17°	2330lm
637-004020149XXb	W3	17°	2430lm
637-004020124XXb	W4	17°	2590lm

637-004020243XXb	W2	24°	2330lm
637-004020249XXb	W3	24°	2430lm
637-004020224XXb	W4	24°	2590lm

637-004020343XXb	W2	40°	2330lm
637-004020349XXb	W3	40°	2330lm
637-004020324XXb	W4	40°	2590lm

637-004020443XXb	W2	60°	2330lm
637-004020449XXb	W3	60°	2430lm
637-004020424XXb	W4	60°	2590lm

637-004020543XXb	W2	AS	2330lm
637-004020549XXb	W3	AS	2430lm
637-004020524XXb	W4	AS	2590lm

BLUETOOTH GATEWAY BASIC

zusätzlich zur App erforderlich bei zeitgesteuerten Abläufen

in addition to the app required for timed operations

701-0001



ARTIKELNUMMER ERGÄNZEN / COMPLETE CODE

XX = FARBE / COLOUR

SM silver matt = 04
W white = 05
S black = 06

2GO+ Sensor



Dimmbar Bluetooth an der Standard Schiene/
Dimmable bluetooth at the standard track

Bluetooth Mesh Netzwerk direkt oder mit Gateway steuerbar/
Bluetooth mesh network directly or gateway controllable

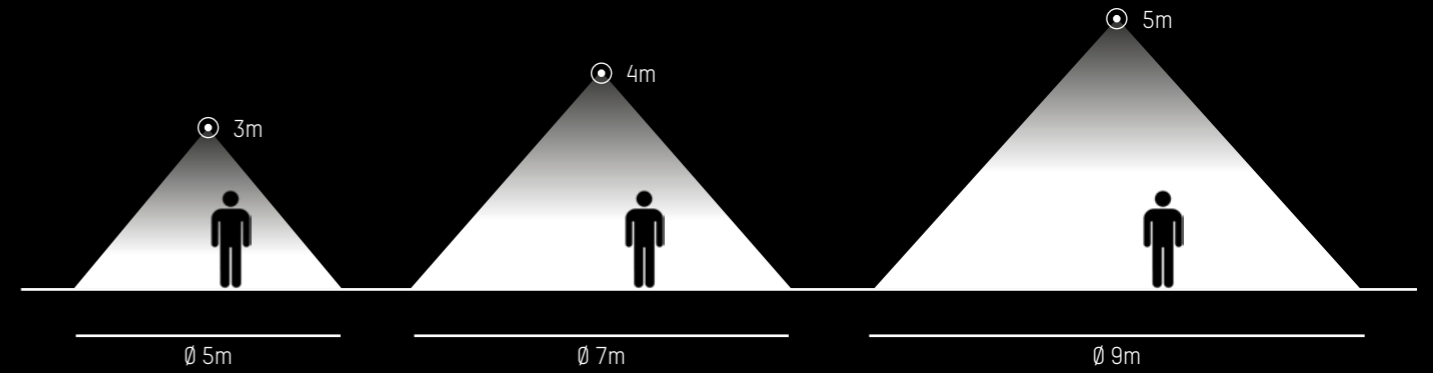
**FUNKTIONSUMFANG:
RANGE OF FUNCTIONS:**

Direktes dimmen einzelner Strahler/ Direct dimming of individual spotlights
Dimmen in Szenen/ Dimming in scenes
iBeacon (INFO: Seite 21 / page 21)
Anwesenheitssteuerung/ Presence controle

**In Kombination mit einem Cloud-Service:
In combination with a cloud-service:**

Heatmapping (INFO: Seite 32 / page 32)
Pop up messages
Zentrale Steuerung/ Central Management
Einbindung in Kunden Apps/ Integration in customer Apps

ERFASSUNGSBEREICH SENSOR | DETECTION RANGE SENSOR



MOLTO LUCE SMART APP



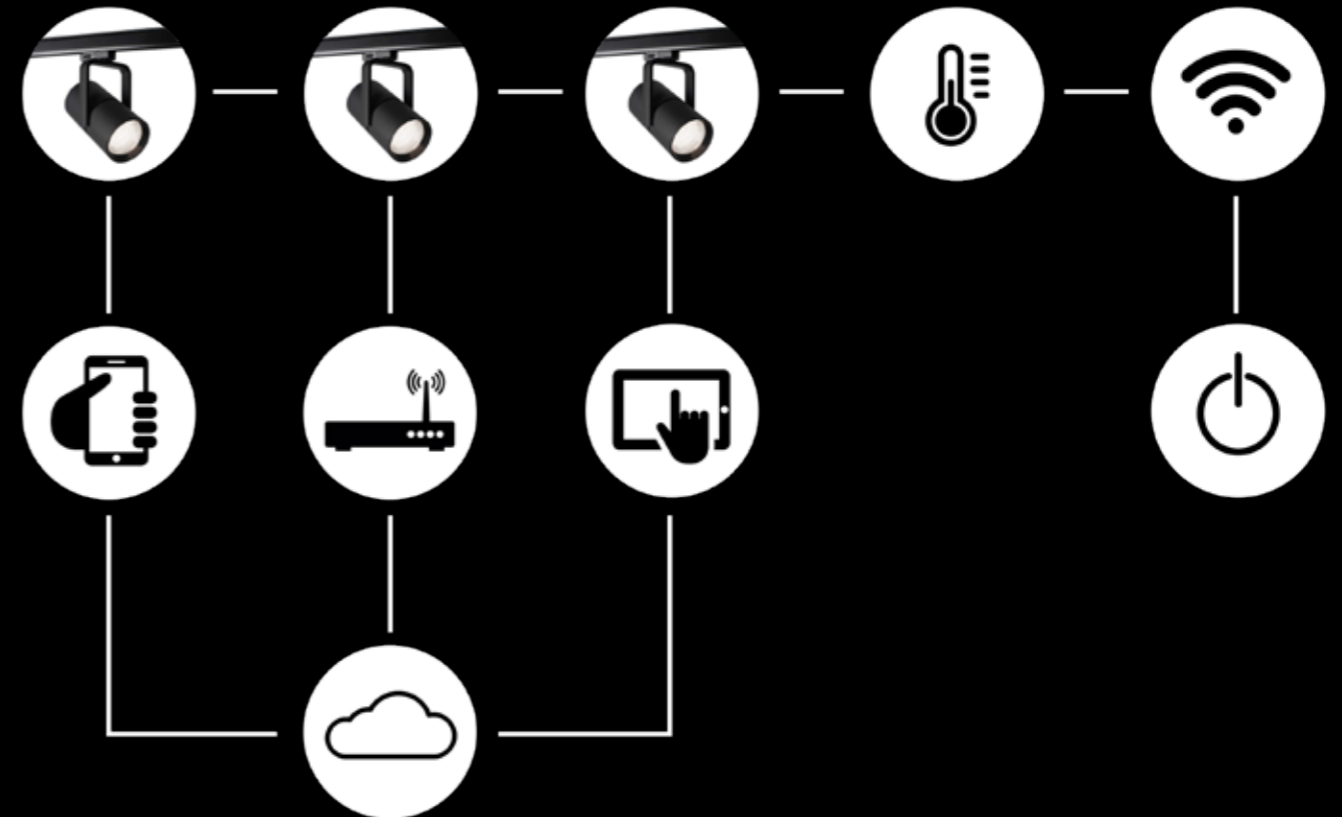
Die Molto Luce Smart App ist Ihr System zur Lichtsteuerung, egal ob einzelne Gruppen, ganze Netzwerke, Szenen, Zeitsteuerungen und komplexe Lösungen wie Heatmapping. Die Molto Luce Smart APP stellt Ihnen alle Möglichkeiten zur Verfügung.
DOWNLOAD IM APP ODER PLAY STORE

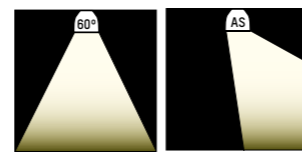
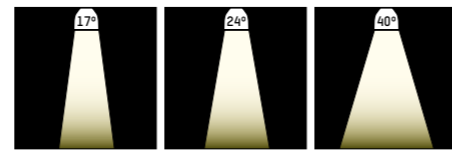
The Molto Luce Smart App is your system for lighting control, whether individual groups, entire networks, scenes, time schedules, or complex solutions like Heatmapping. The Molto Luce Smart APP offers you all possibilities.
DOWNLOAD IN APP OR PLAY STORE

**SMART APP BEDIENUNGSANLEITUNG:
SMART APP INSTRUCTION MANUAL:**

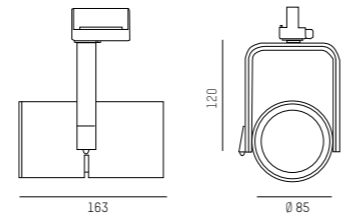


CONNECTIVITY





Asymm.



LED Strahler aus Aluminiumdruckguß
Feinstrukturlack in weiß, schwarz oder silber matt
Vakuumbelagter Reflektor in 5 Ausstrahlwinkel
Bluetooth LED Konverter im Strahlerkopf integriert
Steuerbar über Molto Luce Smart Retail APP

Die cast aluminium LED track spotlight
Microstructure painting in white, black or silver matt
Vacuum deposited reflector in 5 beam angles
Integrated Bluetooth LED Driver
Controllable with Molto Luce Smart Retail APP

Faretto in alluminio pressofuso per binario
verniciato bianco, nero o grigio opaco
Ottica in alluminio in 5 fasci di emissione
Bluetooth LED driver integrato
Controllabile tramite Molto Luce Smart Retail APP

Spot sur rail en aluminium
Finition laquée blanc, noir ou gris mat
Réflecteurs aluminium, 5 faisceaux disponibles
Pilotage de LED par Bluetooth intégré
Contrôlable avec système Molto Luce Smart Retail APP

W2 = LED 2700K / PREMIUM CRI>90
W3 = LED 3000K / PREMIUM CRI>90
W4 = LED 4000K / CRI>90

LED 3500K auf Anfrage / on request
Sonderlichtfarben auf Anfrage
Special light colours on request

A+ - A

IP20 CE

2 GO+ SENSOR TRACK BLUETOOTH

220-240V AC · Binning SDCM 3 · PASSIVE COOLING

SYS 27W

637-003020143XXh	W2	17°	2330lm
637-003020149XXh	W3	17°	2430lm
637-003020124XXh	W4	17°	2590lm

637-003020243XXh	W2	24°	2330lm
637-003020249XXh	W3	24°	2430lm
637-003020224XXh	W4	24°	2590lm

637-003020343XXh	W2	40°	2330lm
637-003020349XXh	W3	40°	2430lm
637-005020324XXh	W4	40°	2590lm

637-003020443XXh	W2	60°	2330lm
637-003020449XXh	W3	60°	2430lm
637-003020424XXh	W4	60°	2590lm

637-003020543XXh	W2	AS	2330lm
637-003020549XXh	W3	AS	2430lm
637-003020524XXh	W4	AS	2590lm

ARTIKELNUMMER ERGÄNZEN / COMPLETE CODE

XX = FARBE / COLOUR


SM	silver matt = 04
W	white = 05
S	black = 06

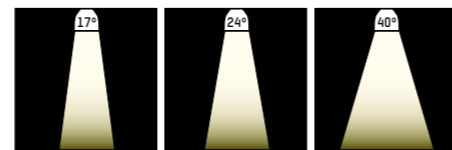
BLUETOOTH GATEWAY PREMIUM

zusätzlich zur App erforderlich bei zeitgesteuerten
Abläufen. Inkl. Alarm- & Heatmapfunktion

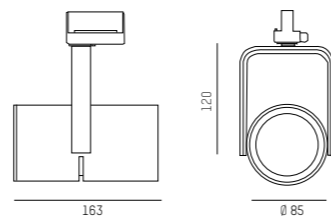
in addition to the app required for timed operations.
Incl. alarm- & heatmapfunction

701-0002





Asymm.



LED Stromschienenstrahler aus Aluminiumdruckguß
Feinstrukturlack in weiß, schwarz oder silber matt
Vakuumbedampfter Reflektor in 5 Ausstrahlwinkel
Strahler 350° drehbar, Leuchtenkopf 180° schwenkbar
Konverter DALI dimmbar oder schaltbar im Strahlerkopf

Die cast aluminium LED Track spotlight
Microstructure painting in white, black or silver matt
Vacuum deposited reflector in 5 beam angles
spotlight 350° swiveling and 180° tilting head
Integrated Dali dimmable or switchable LED Driver

Faretto in alluminio pressofuso per binario
verniciato bianco, nero o grigio opaco
Ottica in alluminio in 5 fasci di emissione
Proiettore orientabile 350° orizzontale e 180° verticale
Converter on-off o dimmerabile DALI incluso

Spot sur rail en aluminium
Finition laquée blanc, noir ou gris mat
Réflecteurs aluminium, 5 faisceaux disponibles
Projecteur tournant à 350°, tête pivotant à 180°
Convertisseur on-off ou dimmable DALI inclus

W2 = LED 2700K / PREMIUM CRI>90
W3 = LED 3000K / PREMIUM CRI>90
W4 = LED 4000K / CRI>90

LED 3500K auf Anfrage / on request
Sonderlichtfarben auf Anfrage
Special light colours on request

A+ - A

IP 20 CE

2 GO TRACK

220-240V AC · Binning SDCM 3 · PASSIVE COOLING

SYS 19W

637-001010143XX0	W2	17°	1770lm
637-001010149XX0	W3	17°	1840lm
637-001010124XX0	W4	17°	1960lm

637-001010243XX0	W2	24°	1770lm
637-001010249XX0	W3	24°	1840lm
637-001010224XX0	W4	24°	1960lm

637-001010243XX0	W2	24°	1770lm
637-001010349XX0	W3	40°	1840lm
637-001010324XX0	W4	40°	1960lm

637-001010243XX0	W2	24°	1770lm
637-001010449XX0	W3	60°	1840lm
637-001010424XX0	W4	60°	1960lm

637-001010243XX0	W2	24°	1770lm
637-001010549XX0	W3	AS	1840lm
637-001010524XX0	W4	AS	1960lm

2 GO PRO TRACK

220-240V AC · Binning SDCM 3 · PASSIVE COOLING

SYS 26W

637-001030243XX0	W2	24°	2530lm
637-001030249XX0	W3	24°	2640lm
637-001030224XX0	W4	24°	2820lm

637-001030343XX0	W2	40°	2530lm
637-001030349XX0	W3	40°	2640lm
637-001030324XX0	W4	40°	2820lm

2 GO TRACK

220-240V AC · Binning SDCM 3 · PASSIVE COOLING

SYS 27W

637-001020143XXY	W2	17°	2330lm
637-001020149XXY	W3	17°	2430lm
637-001020124XXY	W4	17°	2590lm

637-001020243XXY	W2	24°	2330lm
637-001020249XXY	W3	24°	2430lm
637-001020224XXY	W4	24°	2590lm

637-001020243XXY	W2	24°	2330lm
637-001020349XXY	W3	40°	2430lm
637-001020324XXY	W4	40°	2590lm

637-001020443XXY	W2	60°	2330lm
637-001020449XXY	W3	60°	2430lm
637-001020424XXY	W4	60°	2590lm

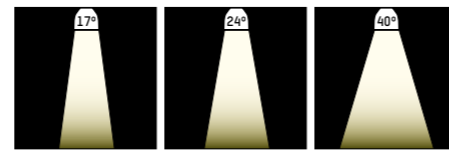
637-004020543XXY	W2	AS	2330lm
637-004020549XXY	W3	AS	2430lm
637-004020524XXY	W4	AS	2590lm

ARTIKELNUMMER ERGÄNZEN / COMPLETE CODE

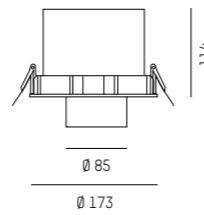
XX = FARBE/COLOUR Y = DIMMBAR/DIMMABLE

SM silver matt = 04 S switchable = 0
W white = 05 P PULSE DALI dimm = p
S black = 06





Asymm.



LED Einbaustrahler aus Aluminium
 Feinstrukturlack in weiß, schwarz oder silber matt
 Vakuumbedampfter Reflektor in 5 Ausstrahlwinkel
 Strahler 350° drehbar, Leuchtenkopf 35° schwenkbar
 Wahlweise schaltbar, DALI oder Bluetooth dimmbar
 Bluetooth Version über Molto Luce Smart App steuerbar

LED recessed spotlight in aluminium
 Microstructure painting in white, black or silver matt
 Vacuum deposited reflector in 5 beam angles
 350° swiveling and 35° tilting head
 Optionally switchable, DALI dimmable or Bluetooth
 Bluetooth version controllable with Molto Luce Smart APP

Incasso LED in alluminio
 Finitura a polveri in bianco, nero o alluminio opaco
 Riflettori con deposizione in alto vuoto di alluminio con 5 ottiche
 Girevole a 350° e testa orientabile di 35°
 Disponibile a on-off, dimmerabile DALI o Bluetooth
 Versione Bluetooth controllabile tramite Molto Luce Smart APP

Encassé à LED en aluminium
 Peinture en microstructure en blanc, noir ou argent mat
 Réflecteur déposé sous vide en 5 faisceaux
 Pivotant à 350 et inclinaison de 35°
 Allumage simple, en option dimmable DALI ou Bluetooth
 Version Bluetooth contrôlable avec système Molto Luce Smart APP

LED 3500K auf Anfrage / on request
 Sonderlichtfarben auf Anfrage
 Special light colours on request

A++ - A

IP 20 CE

2 GO R

Binning SDCM 3 exkl. Konverter / excl. driver

Power feed

500mA - 17W

700mA - 25W

Order driver not dimm.
 Order driver Dali dimm.

24-127532
 24-127490

24-127534
 24-127490

637-0020101WWXX
 637-0020102WWXX
 637-0020103WWXX
 637-0020104WWXX
 637-0020105WWXX

lm	W2	lm	W3	lm	W4	lm	W2	lm	W3	lm	W4
1770	1840	1960	2330	2430	2590	1770	1840	1960	2330	2430	2590
1770	1840	1960	2330	2430	2590	1770	1840	1960	2330	2430	2590
1770	1840	1960	2330	2430	2590	1770	1840	1960	2330	2430	2590
1770	1840	1960	2330	2430	2590	1770	1840	1960	2330	2430	2590

ARTIKELNUMMER ERGÄNZEN / COMPLETE CODE

WW = LICHTFARBE/LIGHT COLOUR


XX = FARBE/COLOUR

W2 LED 2700K = 43 PREMIUM CRI >90
 W3 LED 3000K = 49 PREMIUM CRI >90
 W4 LED 4000K = 24 CRI >90

SM silver matt = 04
 W white = 05
 S black = 06

Detailinformation Konverter & Smart Retail: Seite 34/35

Detail informations driver & Smart Retail: page 34/35



SENSOR



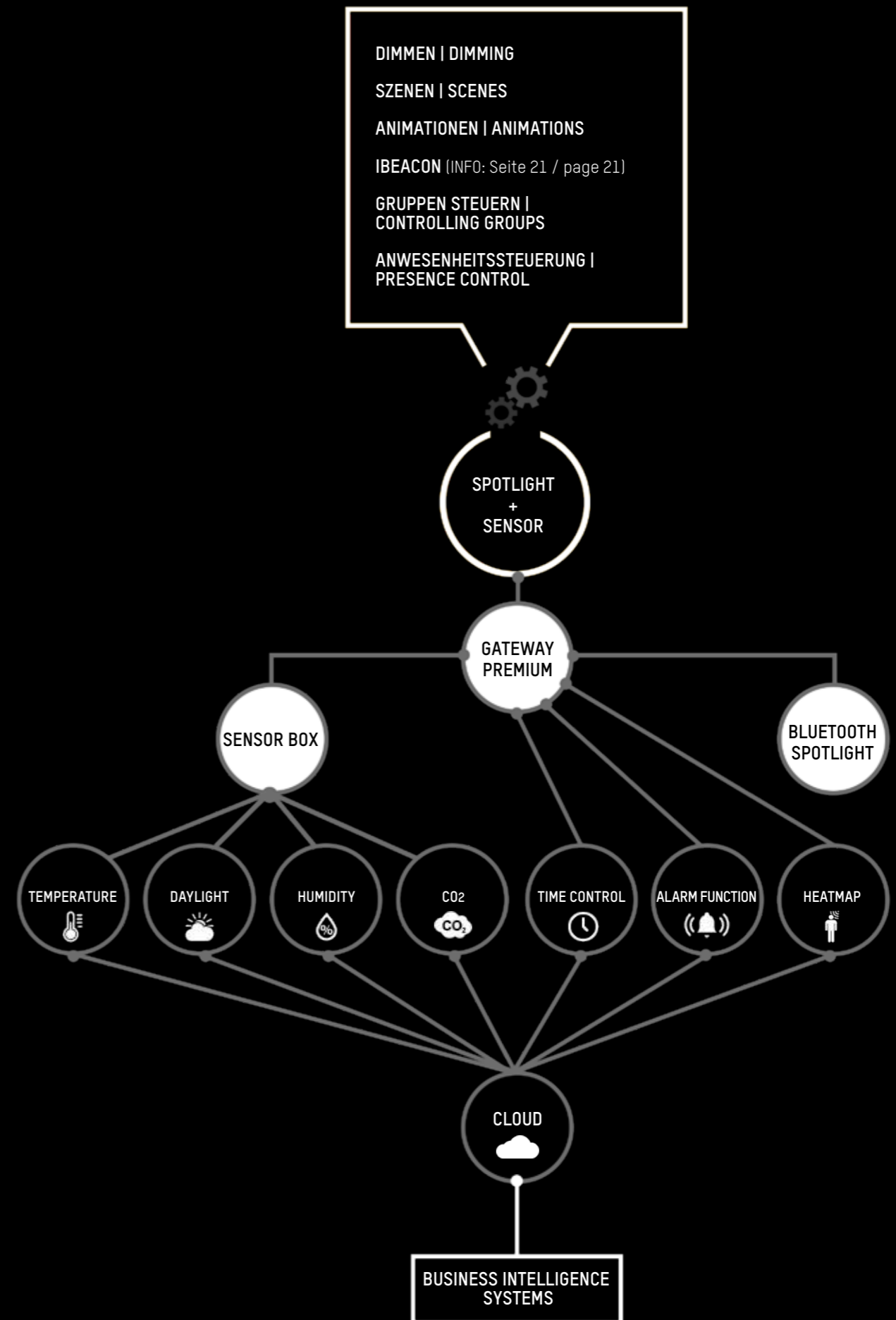
HEATMAP

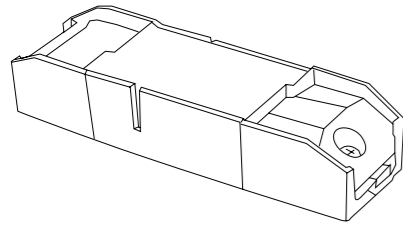
Eine Heatmap ist eine graphische Darstellung zur Entwicklung und Erfolgskontrolle. Die Heatmap visualisiert in welchen Abschnitten eines Shops sich der Besucher vorwiegend aufhält. Die getrackten Daten werden in Form einer Warm-Kaltdarstellung z.b. im Grundrissplan dargestellt. Eine Heatmap ist sowohl für Usability-Untersuchungen, als auch für die optimale Platzierung von Waren enorm praktisch. Gerade durch den Einsatz von Heatmaps können Shops effektiver im Hinblick auf Kundenfreundlichkeit gestaltet werden. Des weiteren stellen diese eine gute Hilfestellung in Bezug auf die optimale Positionierung von Werbemitteln und Waren im Shoplayout dar. Die so erzeugten Daten können in Verbindung mit dem Cloud-Service auch perfekt mit BISystemen (Business-Intelligence System) mit anderen Kernzahlen (z.b Umsatzentwicklung) verknüpft werden.

A heatmap is a graphical representation of the development and success control. The heatmap visualizes in which sections of a shop the visitor is mainly present. The tracked data is displayed in the form of a warm/cold representation e.g. shown in the floor plan. A heatmap is extremely useful for usability studies as well as for the optimal placement of goods. Especially with the use of heat maps, shops can be designed more effectively in terms of customer friendliness. Furthermore, they also provide good support with regard to the optimal positioning of advertising material and goods in the shop layout. In connection with the Cloud Service, the data generated in this way can also be perfectly linked with BI systems (Business Intelligence System) with other key figures (e.g. sales development).



MÖGLICHKEITEN | POSSIBILITIES

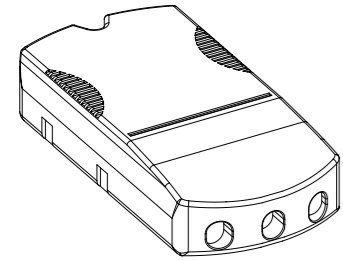




24-127532 + 24-127534

LED DRIVER ATON 1 R

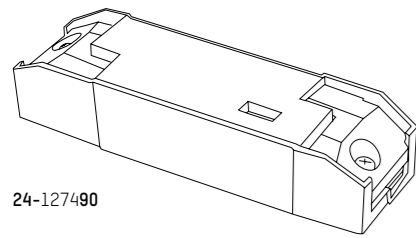
24-127534		schaltbar/switchable	for 700mA	L 130 x B 42 x H 30mm
24-127490		DALI Dimm.	for 700mA	L 147 x B 44 x H 30mm



248-87500625

LED DRIVER ATON 2 R

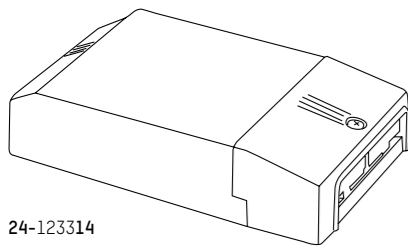
248-87500625		schaltbar/switchable	for 1400mA	L 160 x B 82 x H 34mm
24-123314		DALI Dimm.	for 1400mA	L 129 x B 76 x H 30mm



24-127490

LED DRIVER ATON 3 R

248-87500625		schaltbar/switchable	for 1400mA	L 160 x B 82 x H 34mm
24-123314		DALI Dimm.	for 1400mA	L 129 x B 76 x H 30mm



24-123314

LED DRIVER ATON 4 R

ORDER 2 PIECES

248-87500625		schaltbar/switchable	for 1400mA	L 160 x B 82 x H 34mm
24-123314		DALI Dimm.	for 1400mA	L 129 x B 76 x H 30mm

LED DRIVER 2 GO R

24-127532		schaltbar/switchable	for 500mA	L 130 x B 42 x H 30mm
24-127534		schaltbar/switchable	for 700mA	L 130 x B 42 x H 30mm
24-127490		DALI Dimm.	for 500 - 700mA	L 147 x B 44 x H 30mm



BLUETOOTH GATEWAY BASIC

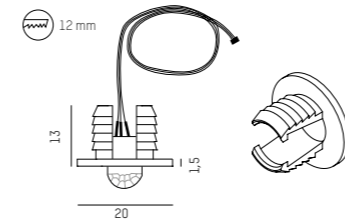
zusätzlich zur App erforderlich bei zeitgesteuerten Abläufen
in addition to the app required for timed operations

701-0001

BLUETOOTH GATEWAY PREMIUM

zusätzlich zur App erforderlich bei zeitgesteuerten Abläufen. **Inkl. Alarm- & Heatmapfunktion**
in addition to the app required for timed operations. **Incl. alarm- & heatmapfunction**

701-0002



RECESSED MOVEMENT DEDECTOR

Inkl. 1 m Kabel & Einbauhülse
Incl. 1 m cable & recessing sleeve

701-2005
701-2006



SMART DRIVER

Zur Integration als dimmbare Leuchte in die MOLTO LUCE Smart App; in Kombination mit dem separat erhältlichen Sensor auch für alle Premium Anwendungen nutzbar
to integrate as dimmable luminaries in the MOLTO LUCE Smart App; in combination with the separate available sensor also useable for all premium applications

SMART DRIVER ATON 1 R

701-1001		BLUETOOTH Dimm.	for 700mA	L 129 x B 76 x H 30mm
----------	--	-----------------	-----------	-----------------------

SMART DRIVER ATON 2 R

701-1002		BLUETOOTH Dimm.	for 1400mA	L 129 x B 76 x H 30mm
----------	--	-----------------	------------	-----------------------

SMART DRIVER ATON 3 R

701-1002		BLUETOOTH Dimm.	for 1400mA	L 129 x B 76 x H 30mm
----------	--	-----------------	------------	-----------------------

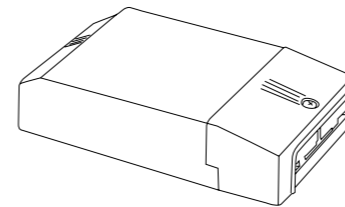
SMART DRIVER ATON 4 R

ORDER 2 PIECES

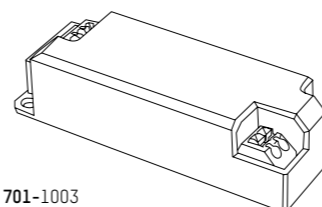
701-1002		BLUETOOTH Dimm.	for 1400mA	L 129 x B 76 x H 30mm
----------	--	-----------------	------------	-----------------------

SMART DRIVER 2 GO R

701-1001		BLUETOOTH Dimm.	for 700mA	L 129 x B 76 x H 30mm
----------	--	-----------------	-----------	-----------------------



701-1001 + 701-1002



701-1003

BLUETOOTH TO DALI INTERFACE

Leuchteneinbau, zur Integration von DALI Leuchten in das SMART Netzwerk
Luminaire installation, for integration of DALI luminaires into the SMART network

701-1003

L 85 x B 30 x H 22mm